



## Travel Games

The ideas below may help to keep your student occupied while traveling and help decrease their stress and anxiety, as well as, yours. Keep in mind if your student gets motion sick you will need to monitor what he or she is able to do without getting sick. Often reading and writing in a car will increase symptoms of motion sickness. These may also be played throughout the field trip after arrival at your destination.

**Travel Bingo** - Create a bingo board of items students will see on the ride. Have students "x" off items as they see them. Blank board provided.

**Small Travel Kit Games** - Can be found at a variety of stores (Ex. Dollar Stores, Five Below, dollar section of Target/Walmart, etc)

**Name that Song**

**Travel I-Spy** - Print pictures or write words of items students will see on the trip. Print out on a template, cut them into squares, punch a hole in the corner and attach to a key ring. Have students tell you when they spy an item. Blank template provided.

**Work on Spelling Words**

**Take Math Flashcards**

**License Plate Game** - Have students keep track of how many license plates they see with different states. (e.g. 10 from PA, 1 from MD, etc). Blank form provided.

**Story Time** - have students make up a story and take/draw pictures about the trip. Template provided.









# Bingo

Mark an X in a block when you see an item below



# I Spy





**License Plate Game**

**State**

**Number of Times**



## Our Field Trip

Either draw a picture or write a sentence in each box to sequence your entire trip or parts of your trip or preparation

NAME: \_\_\_\_\_

**First**

**Next**

**Then**

**Last**